

# Sustainable Bond Fund

Investor: **BASBX** Institutional: **BAISX**

Fourth Quarter 2022

## WHY INVEST IN THE BROWN ADVISORY SUSTAINABLE BOND FUND?

The Fund seeks to maximize total return while investing in fixed income securities that meet certain environmental, social and governance (ESG) criteria. The Fund seeks to provide investors with an opportunity to align their investments with their values and make an impact without sacrificing performance.

Concurrent ESG research and fundamental credit analysis provides the basis for a holistic understanding of companies. By incorporating both elements into the due diligence process, we are able to more keenly understand an issuer's associated risks. We seek to identify companies whose ESG characteristics strengthen their credit profiles, as well as issuers whose use of proceeds creates positive societal impact.

We believe the Fund benefits from the philosophy, process and people at Brown Advisory. We believe we can generate alpha and control risk through a repeatable process that combines stability and fundamental credit research. We concentrate portfolios based on credit, but diversify across sectors. Our experienced fixed income team has a long history of managing portfolios in all market environments.

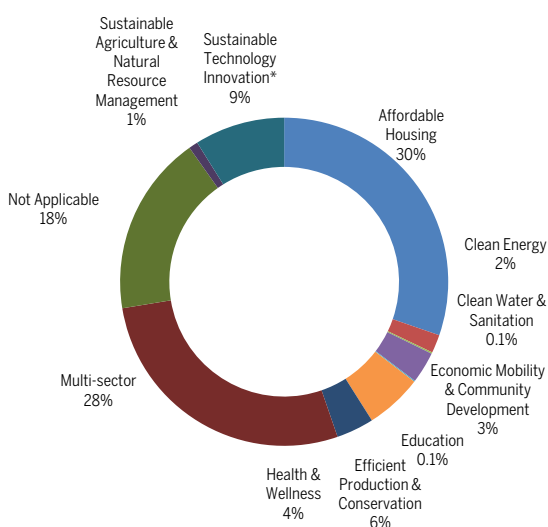
Portfolio Managers: Chris Diaz, CFA, Amy Hauter, CFA & Colby Stilson

Benchmark Index: Bloomberg U.S. Aggregate Bond Index

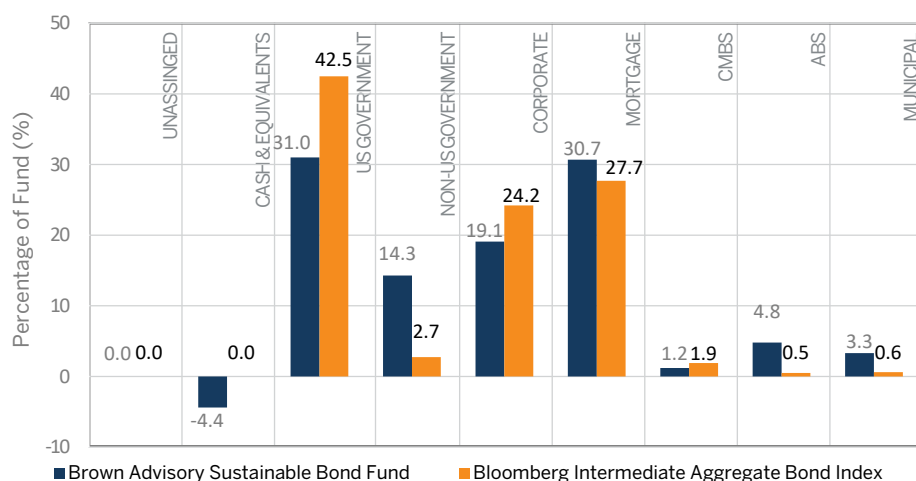
## IMPACT THEMES

- Affordable Housing
- Clean Energy
- Clean Water & Sanitation
- Diversity, Inclusion & Equality
- Economic Mobility & Community Development
- Education
- Efficient Production & Conservation
- Health & Wellness
- Multi Sector
- Sustainable Agriculture & Natural Resource Management
- Sustainable Technology Innovation

## IMPACT DISTRIBUTION % (As of 12/31/2022)



## SECTOR DISTRIBUTION % (As of 12/31/2022)



Source: Advent Portfolio Exchange® for Fund data, FactSet® for benchmark data. Sector breakdown includes cash and equivalents, are subject to change at any time and should not be considered a suggestion or recommendation to engage in or refrain from a particular course of action or to make or hold a particular investment or pursue a particular investment strategy, including whether or not to buy, sell, or hold any of the securities mentioned. \*NA refers to cash and equivalents, treasuries, and ESG neutral securities. It should not be assumed that investments in such securities have been or will be profitable. Figures may not total 100% due to rounding. Cash balance can be negative to reflect economic exposure to derivatives and other forward contracts.

## FUND PROFILE & CHARACTERISTICS

As of 12/31/2022	BASBX	INDEX
Fund Assets (\$MM)	327.2	--
Avg. Credit Quality	Aa2	Aa2
Effective Duration (years)	5.9	6.2
Yield to Worst (%)	4.7	4.7
Avg. Life (years)	8.4	8.6
30-Day SEC Yield Unsubsidized (%)	3.53	--

Source: Fund net assets provided by U.S. Bank; portfolio characteristics from FactSet® and include cash and equivalents. Total net assets are as of the last day of the quarter and include all share classes.

## TOP 10 PORTFOLIO HOLDINGS (As of 12/31/2022)

Shown as a % of total net assets	
First American Government Obligations Fund, 4.07%	18.6
European Investment Bank, 1.38% Due 03/15/2027	5.7
Inter-American Development Bank, 0.50% Due 05/24/2023	5.7
United States Treasury Bill, 0.00% Due 03/23/2023	5.1
G2SF 2 1/21, 2.00%	4.1
GNMAII JUMBO TBA 30 YR 4.0, 4.00%	3.5
International Bank for Reconstruction & Development, 0.63% Due 04/22/2025	3.5
G2SF 2.5 1/21, 2.50%	3.2
Inter-American Development Bank, 0.00% Due 04/12/2027	2.7
Asian Development Bank, 1.88% Due 03/15/2029	2.3
<b>Total</b>	<b>54.3</b>

Source: U.S. Bank. Portfolio holdings include cash and equivalents. Fund holdings are subject to change and should not be considered a suggestion or recommendation to engage in or refrain from a particular course of action or to make or hold a particular investment or pursue a particular investment strategy, including whether or not to buy, sell, or hold any of the securities mentioned. It should not be assumed that investments in such securities have been or will be profitable.

## AVERAGE ANNUAL TOTAL RETURNS % (As of 12/31/2022)

	3 MOS.	1 YR	3YR	5YR	INCEPTION 08/07/2017	INCEPTION 07/02/2018
Brown Advisory Sustainable Bond Fund						
Investor Class – BASBX Inception: 08/07/2017	0.99	-13.45	-2.09	0.32	0.34	--
Institutional Class – BAISX Inception: 07/02/2018	1.12	-13.41	-2.04	--	--	0.75
Bloomberg U.S. Aggregate Bond Index	1.87	-13.01	-2.71	0.02	0.13	0.41
<b>Excess Return vs. Index (Investor)</b>	<b>-0.88</b>	<b>-0.44</b>	<b>0.62</b>	<b>0.30</b>	<b>0.22</b>	<b>--</b>

Gross Expense Ratios: 0.44% (Institutional) 0.49% (Investor) Net Expense Ratios: 0.44% (Institutional) 0.49% (Investor)

## CREDIT QUALITY COMPOSITION

As of 12/31/2022	BASBX	INDEX
AAA/Aaa	66.3	73.6
AA/Aa	5.4	2.4
A	3.3	10.9
BBB	17.6	12.3
High Yield	0.5	0.4
Not Rated	6.9	0.3


Credit quality is calculated using ratings assigned by Moody's. If Moody's does not rate a holding then Standard & Poor's is used. If Moody's and Standard & Poor's do not rate a holding then Fitch is used. A bond is considered investment grade if its credit rating is BBB- or higher according to Standard & Poor's; more specifically, a rating of "AAA" represents the highest credit quality with minimal risk of default and a rating of "BB" or below represents speculative financial security. High Yield, if noted, includes holdings that are rated BB+ or lower according to Moody's. Not Rated category, if noted, includes holdings that are not rated by any rating agencies. All ratings are as of 12/31/2022.

## DURATION DISTRIBUTION %

As of 12/31/2022	BASBX	INDEX
> 10 Years	13.2	15.3
7 to 10 Years	9.2	11.8
5 to 7 Years	25.9	26.2
3 to 5 Years	22.2	22.6
1 to 3 Years	11.3	22.9
< 1 Year	18.2	1.3


Source: FactSet® Duration distribution includes cash and equivalents. Distribution is subject to change and should not be considered a suggestion or a recommendation to engage in or refrain from a particular course of action or to make or hold a particular investment or pursue a particular investment strategy, including whether or not to buy, sell, or hold any of the securities mentioned. It should not be assumed that investments in such securities have been or will be profitable.

## EXPERIENCED MANAGEMENT



### Chris Diaz, CFA

Chris Diaz is a partner, portfolio manager and co-head of the global taxable fixed income team.  
Investment experience dating from 1997; joined Brown Advisory 2021



### Amy Hauter, CFA

Amy Hauter is a partner and portfolio manager and global head of fixed income sustainability at Brown Advisory.  
Investment experience dating from 2011; joined Brown Advisory 2012; portfolio manager since 2019



### Colby Stilson

Colby Stilson is a partner, portfolio manager and co-head of the global taxable fixed income team.  
Investment experience dating from 2000; joined Brown Advisory 2012

## BROWN ADVISORY: AN INDEPENDENT INVESTMENT FIRM

that offers a wide range of solutions to institutions, corporations, nonprofits, families and individuals. Our mission is to make a material and positive difference in the lives of our clients. We are committed to delivering a combination of first-class performance, customized strategic advice and the highest level of personalized service.

- Independent since 1998
- Founded in 1993
- 100% of colleagues collectively own approximately 70% of the firm's equity

Must be preceded or accompanied by a prospectus.

Mutual fund investing involves risk. Principal loss is possible.

Investments in debt securities typically decrease in value when interest rates rise. This risk is usually greater for longer-term debt securities. Investments in Asset-Backed and Mortgage-Backed securities include additional risks that investor should be aware of including credit risk, prepayment risk, possible illiquidity and default, as well as increased susceptibility to adverse economic developments. In addition, the fund is susceptible to risks from investments in derivatives, U.S. Government securities, municipal securities and its investments in other investment companies.

The Bloomberg U.S. Aggregate Bond Index (Bloomberg Agg Bond Index) is an unmanaged, market-value weighted index comprised of taxable U.S. investment grade, fixed rate bond market securities, including government, government agency, corporate, asset-backed, and mortgage-backed securities between one and ten years. Bloomberg Indices are trademarks of Bloomberg or its licensors, including Bank PLC. It is not possible to invest directly in an index.

Bloomberg® and Bloomberg U.S. Aggregate Bond Index are service marks of Bloomberg Finance L.P. and its affiliates, including Bloomberg Index Services Limited ("BISL"), the administrator of the index (collectively, "Bloomberg") and have been licensed for use for certain purposes by Brown Advisory. Bloomberg is not affiliated with Brown Advisory, and Bloomberg does not approve, endorse, review, or recommend the Brown Advisory Sustainable Bond Fund. Bloomberg does not guarantee the timeliness, accuracy, or completeness of any data or information relating to the Brown Advisory Sustainable Bond Fund.

The Fund's environmental, social and governance policy could cause it to make or avoid investments that could result in the portfolio underperforming similar funds that do not have an ESG policy. ESG considerations are one of multiple informational inputs into the investment process, alongside data on traditional financial factors, and so are not the sole driver of decision-making. ESG analysis may not be performed for every holding in the Fund. ESG considerations that are material will vary by investment style, sector/industry, market trends and client objectives. The Fund seeks to identify companies that it believes may have desirable ESG outcomes, but investors may differ in their views of what constitutes positive or negative ESG outcomes. As a result, the Fund may invest in companies that do not reflect the beliefs and values of any particular investor. The Fund may also invest in companies that would otherwise be screened out of other ESG oriented funds. Security selection will be impacted by the combined focus on ESG assessments and forecasts of return and risk.

(800) 645-3923

The Fund intends to invest in companies with measurable ESG outcomes, as determined by Brown Advisory, and seeks to screen out particular companies and industries. Brown Advisory relies on third parties to provide data and screening tools. There is no assurance that this information will be accurate or complete or that it will properly exclude all applicable securities. Investments selected using these tools may perform differently than as forecasted due to the factors incorporated into the screening process, changes from historical trends, and issues in the construction and implementation of the screens (including, but not limited to, software issues and other technological issues). There is no guarantee that Brown Advisory's use of these tools will result in effective investment decisions. Diversification does not assure a profit, nor does it protect against a loss in a declining market.

### General Terms & Definitions

**Alpha** is a measure of performance on a risk-adjusted basis. Alpha takes the volatility (price risk) of a mutual fund and compares its risk adjusted performance to a benchmark index.

**Total net assets** are as of the last day of the quarter and include all share classes.

**Average Maturity** is the average period of time for all principal dollars to be returned to investors.

**Effective Duration** is a time measure of a bond's interest-rate sensitivity, based on the weighted average of the time periods over which a bond's cash flows accrue to the bondholder.

**Yield to Worst** is calculated by making worst-case scenario assumptions on the issue by calculating the returns that would be received if provisions, including prepayment, call or sinking fund, are used by the issuer.

**SEC Yield (Unsubsidized)** is computed under an SEC-standardized formula based on net income earned over the past 30 days excluding expense reimbursements.

FactSet® is a registered trademark of FactSet Research Systems Inc.

Advent is a registered trademark of Advent Software, Inc.

The Brown Advisory Funds are distributed by ALPS Distributors, Inc., which is not affiliated with Brown Advisory LLC.

BAL000545

www.brownadvisoryfunds.com